


NZ Beach Racing Champs - Super Quad ▾

 MX  Tauranga (New Zealand) • February 7th, 2025 • [MX Timing \(NZ\) Ltd](#)

Length
1.6 km

All Results

Results by Class

Pos		Competitor	Total Points	R 1	R 2
1	38	Cameron Keegan	50	25	25
2	881	Kim Reid	44	22	22

Clubmans - Total Event Points ▾

 MX  Tauranga (New Zealand) • February 7th, 2025 • [MX Timing \(NZ\) Ltd](#)

Length
1.6 km

All Results

Results by Class

Pos		Competitor	Total Points	R 1	R 2
1	327	Michael Braithwaite	47	25	22
2	13	Daniel Jordan	40	22	18
3	45	Steve Riordan	36	20	16
4	29	Vince Creech	32	18	14
5	9	Peter Druitt	30	15	15
6	664	Grant Walker	29	16	13
7	195	Jim Jobling	26	14	12
8	956	Adam Fanderlinden	25	0	25
9	78	Jamie Wilson	24	13	11
10	418	Steven Boyd	22	12	10
11	20	Paul Ludemann	20	0	20
12	111	Chris Boniface	20	11	9
13	48	Craig Wray	18	10	8
14	61	Jordan Rae	15	9	6
15	51	Duncan Tait	15	8	7
16	611	David Carson	12	7	5
17	515	Riley Tait	10	6	4
18	523	Breck Hansen	7	5	2
19	77	Neil Hodgson	3	0	3

NZ Beach Racing - Up to 250cc - Total Event Points ▾

 MX  Tauranga (New Zealand) • February 7th, 2025 • [MX Timing \(NZ\) Ltd](#)



Length
1.6 km

All Results

Results by Class

Pos		Competitor	Total Points	R 1	R 2
1	55	Jack Symon	50	25	25
2	311	Charlie Baynes	40	18	22
3	698	Alec Johnstone	40	22	18
4	58	Ryan Harris	40	20	20
5	246	Randal Scott	32	16	16
6	15	Jason Kerr	29	15	14
7	770	Paige Melke	27	14	13
8	114	Cory Russell	15	0	15

NZ Beach Racing Champs - ATVs 0-750 Open - Total Event Points ▾



 MX  Tauranga (New Zealand) • February 7th, 2025 • [MX Timing \(NZ\) Ltd](#)

Length
1.6 km

All Results Results by Class

Pos		Competitor	Total Points	R 1	R 2
1	0	Barry Jones	50	25	25
2	214	Tim Dore	44	22	22
3	74	Chris Kershaw	40	20	20
4	167	Jamie Croton	36	18	18
5		Phil Kirk	32	16	16

NZ Beach Racing Champs - Open Class - Total Event Points ▾


 MX  Tauranga (New Zealand) • February 7th, 2025 • [MX Timing \(NZ\) Ltd](#)

Length
1.6 km

All Results Results by Class

Pos		Competitor	Total Points	R 1	R 2
1	12	Jason Feaver	50	25	25
2	999	Andrew Rudd	42	20	22
3	311	Charlie Baynes	40	22	18
4	31c	Alex Froc	38	18	20
5	747	Reon Boe	31	15	16
6	11	Barney Wilson	28	13	15
7	55	Jack Symon	16	16	0
8	19	Jayden Bowman	14	0	14
9	58	Ryan Harris	14	14	0
10	114	Cory Russell	12	12	0

NZ Beach Racing Champs - Up to 500cc - Total Event Points ▾



 MX  Tauranga (New Zealand) • February 7th, 2025 • [MX Timing \(NZ\) Ltd](#)

Length
1.6 km

All Results Results by Class

Pos		Competitor	Total Points	R 1	R 2
1	999	Andrew Rudd	50	25	25
2	9	Johnny Racz	44	22	22
3	84	Conrad White	40	20	20
4	31c	Alex Froc	34	16	18
5	55	Jack Symon	34	18	16
6	47	Ben Logan	29	14	15
7	380	Jonny Richards	29	15	14
8	110	Daniel Walker	26	13	13
9	747	Reon Boe	24	12	12
10	698	Alec Johnstone	21	10	11
11	45	Steve Riordan	21	11	10
12	19	Jayden Bowman	18	9	9
13	351	Tony Cutler	16	8	8
14	139	Jonny Pagan	0	0	0

Pre 95 Open - Total Event Points ▼

 MX  Tauranga (New Zealand) • February 7th, 2025 • MX Timing (NZ) Ltd


Length
1.6 km

All Results

Results by Class

Pos		Competitor	Total Points	R 1	R 2
1	1	Cole Scammell	47	22	25
2	7	Peter Grinter	47	25	22
3	23	Troy Bradley	36	16	20
4	515	Andrew Tait	36	18	18
5	47	Paul Gilbert	31	15	16
6	71	Neil McDowall	29	14	15
7	950	Neo Bragg	26	12	14
8	998	Murray Beck	26	13	13
9	500	Kane Bray	20	20	0
10	77	Neil Hodgson	11	11	0

SMCC 1 Mile Dash - Race ▼

 MX  Tauranga (New Zealand) • February 7th, 2025 • MX Timing (NZ) Ltd

Length Best Lap no. Best Speed By Competitor
1.6 km 1 (00:51.928) 110.923 km/h Andrew Rudd

All Results

Results by Class

Lap Chart

Compare

Pos		Competitor	Total Time	Diff	Laps	Best Lap	Best Lap No.	Best Speed
1	999	Andrew Rudd	58.730	0.000	1	51.928	1	110.923 km/h
2	380	Jonty Richards	1:00.407	1.677	1	54.175	1	106.322 km/h
3	311	Charlie Baynes	1:00.744	2.014	1	53.051	1	108.575 km/h
4	31c	Alex Froc	1:01.392	2.662	1	54.695	1	105.311 km/h
5	55	Jack Symon	1:01.543	2.813	1	54.384	1	105.914 km/h
6	20	Paul Ludemann	1:02.349	3.619	1	55.337	1	104.089 km/h
7	956	Adam Fanderlinden	1:02.877	4.147	1	56.062	1	102.743 km/h
8	747	Reon Boe	1:03.516	4.786	1	57.109	1	100.86 km/h
9	47	Ben Logan	1:03.644	4.914	1	56.475	1	101.992 km/h
10	13	Daniel Jordan	1:04.747	6.017	1	57.605	1	99.991 km/h
11	713	Eric Weber	1:06.223	7.493	1	59.459	1	96.873 km/h
12	9	Peter Druitt	1:07.707	8.977	1	1:00.708	1	94.88 km/h
13	114	Cory Russell	1:08.015	9.285	1	59.669	1	96.533 km/h
14	19	Jayden Bowman	1:08.160	9.430	1	1:00.639	1	94.988 km/h
15	78	Jamie Wilson	1:10.394	11.664	1	1:02.086	1	92.775 km/h
16	58	Ryan Harris	1:10.698	11.968	1	1:02.607	1	92.002 km/h
17	664	Grant Walker	1:12.148	13.418	1	1:03.217	1	91.115 km/h
18	51	Duncan Tait	1:13.699	14.969	1	1:05.682	1	87.695 km/h
19	611	David Carson	1:15.821	17.091	1	1:07.170	1	85.753 km/h